

2-1969567-6 ✓ ACTIVE

Economy Power 2.5

TE Internal #: 2-1969567-6

TE Internal Description: HOUSING, PLUG, GWT, DUAL ROW, EP2.5

[View on TE.com >](#)



Product Compliance

[For compliance documentation, visit the product page on TE.com>](#)

EU RoHS Directive 2011/65/EU	Compliant
EU ELV Directive 2000/53/EC	Compliant
China RoHS 2 Directive MIIT Order No 32, 2016	No Restricted Materials Above Threshold
EU REACH Regulation (EC) No. 1907/2006	Current ECHA Candidate List: JUNE 2022 (224) Candidate List Declared Against: JUNE 2022 (224) Does not contain REACH SVHC
Halogen Content	Not Low Halogen - contains Br or Cl > 900 ppm.
Solder Process Capability	Not applicable for solder process capability

Product Compliance Disclaimer

This information is provided based on reasonable inquiry of our suppliers and represents our current actual knowledge based on the information they provided. This information is subject to change. The part numbers that TE has identified as EU RoHS compliant have a maximum concentration of 0.1% by weight in homogenous materials for lead, hexavalent chromium, mercury, PBB, PBDE, DBP, BBP, DEHP, DIBP, and 0.01% for cadmium, or qualify for an exemption to these limits as defined in the Annexes of Directive 2011/65/EU (RoHS2). Finished electrical and electronic equipment products will be CE marked as required by Directive 2011/65/EU. Components may not be CE marked. Additionally, the part numbers that TE has identified as EU ELV compliant have a maximum concentration of 0.1% by weight in homogenous materials for lead, hexavalent chromium, and mercury, and 0.01% for cadmium, or qualify for an exemption to these limits as defined in the Annexes of Directive 2000/53/EC (ELV). Regarding the REACH Regulation, the information TE provides on SVHC in articles for this part number is based on the latest European Chemicals Agency (ECHA) 'Guidance on requirements for substances in articles' posted at this URL: <https://echa.europa.eu/guidance-documents/guidance-on-reach>

Compatible Parts



TE Part # 1-1969567-4
HOUSING, PLUG, GWT, DUAL ROW,
EP2.5



TE Part # 1969567-8
HOUSING, PLUG, GWT, DUAL ROW,
EP2.5




TE Part # 2-2323743-6
HOUSING, PLUG, GWT, 26P, DUAL
ROW, EP2.5


Also in the Series | Economy Power 2.5



Insertion & Extraction Tools(1)




PCB Headers & Receptacles(408)



PCB Latches, Locks & Retainers(49)



Rectangular Power Connectors(43)



Wire-to-Board Connector Assemblies
& Housings(311)



Wire-to-Board Connector Contacts(6)

Documents

Product Drawings

HOUSING, PLUG, GWT, DUAL ROW, EP2.5

English

CAD Files

3D PDF

3D

Customer View Model

[ENG_CVM_CVM_2-1969567-6_A.2d_dxf.zip](#)

English

Customer View Model

[ENG_CVM_CVM_2-1969567-6_A.3d_igs.zip](#)

English

Customer View Model

[ENG_CVM_CVM_2-1969567-6_A.3d_stp.zip](#)

English



By downloading the CAD file I accept and agree to the [Terms and Conditions](#) of use.

Datasheets & Catalog Pages

[7-1773461-6_EP2.5_Connector_Series](#)

English

Product Specifications

[Application Specification](#)

English

Instruction Sheets

[Instruction Sheet \(U.S.\)](#)

English

Agency Approvals

[UL Report](#)

English